



The Public Schools of Northborough and Southborough Coronavirus Dashboard January 3, 2021- January 9, 2021

SCHOOL DATA

POSITIVE CASES THIS WEEK			CUMULATIVE COVID-19 CASES
REGIONAL	NORTHBORO	SOUTHBORO	DISTRICT
13	11	2	147

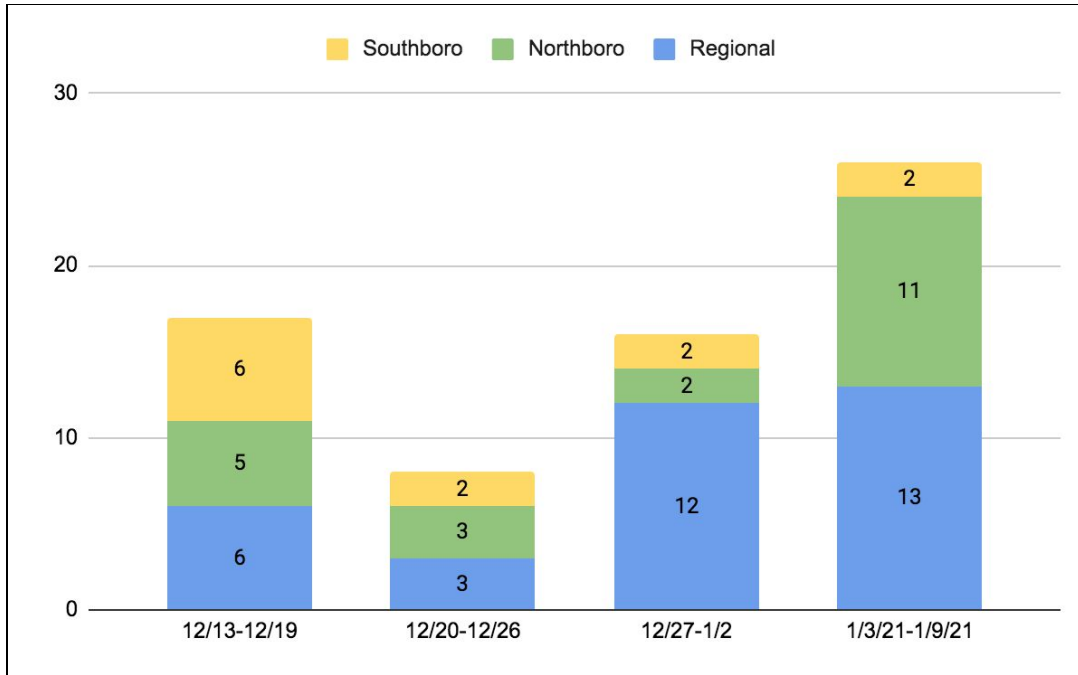
STAFF - 7 SCREENINGS

Tests completed 4115	
Positive results 16	
Asymptomatic 4	Symptomatic or in quarantine when tested 12

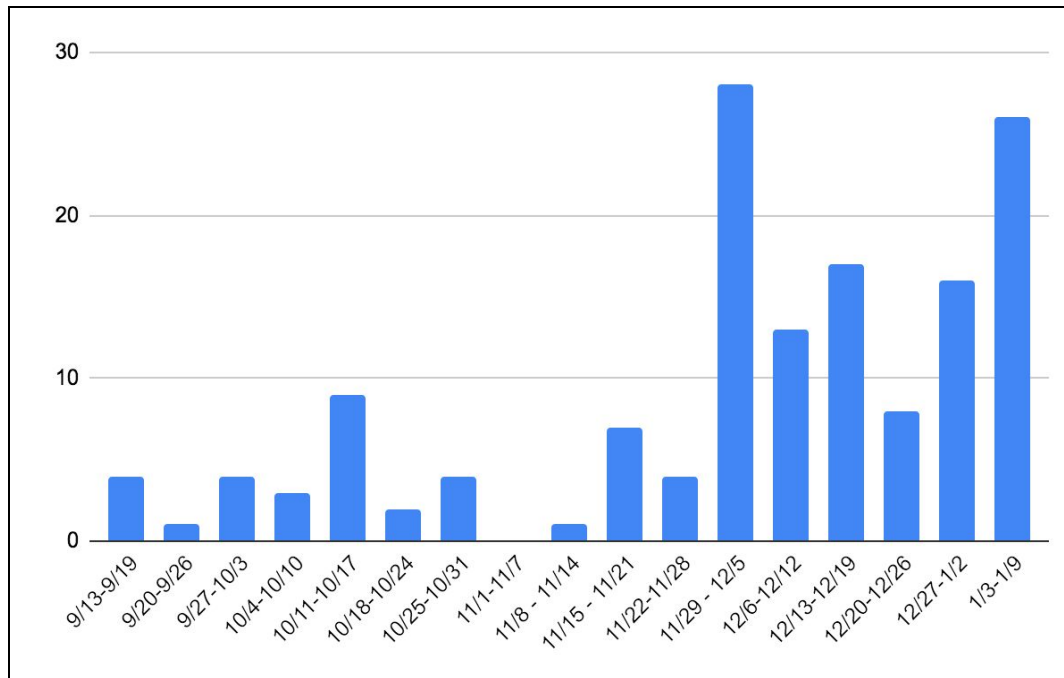
ARHS STUDENT - 2 SCREENINGS

Tests completed 1048	
Positive results 3	
Asymptomatic 1	Symptomatic or in quarantine when tested 2

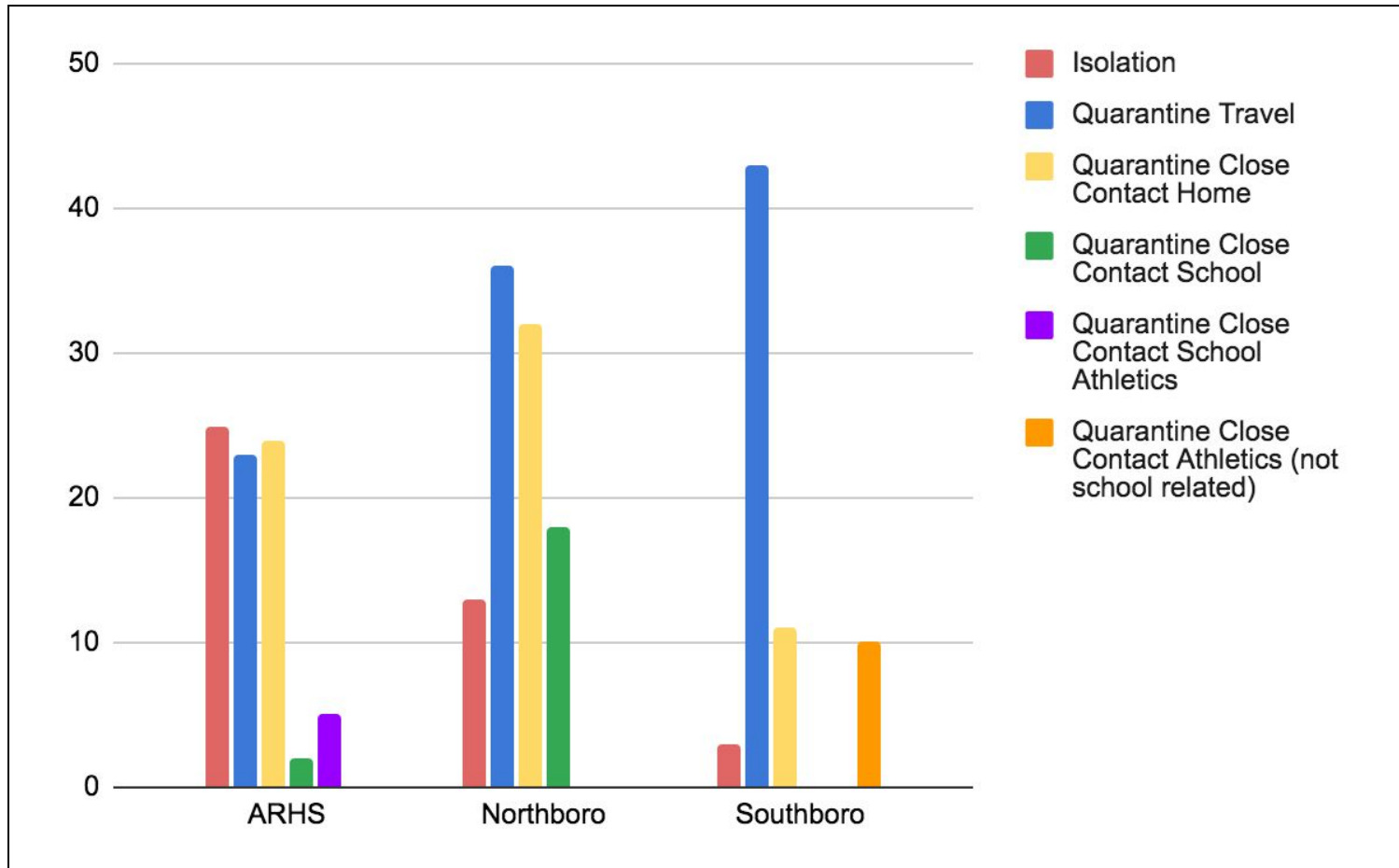
POSITIVE CASES - past 4 weeks



Year to date positive cases



Health Office Data - Isolation & Quarantine 1/3/21- 1/9/21



[INFORMATION ABOUT ISOLATION AND QUARANTINE](#)

[QUARANTINE GUIDELINES \(CLOSE CONTACT AND TRAVEL\)](#)

TOWN DATA

<u>TOWN OF NORTHBOROUGH</u> (Data from 1/7/21)	<u>TOWN OF SOUTHBOROUGH</u> (Data from 1/8/21)
Current Active Cases in Northborough: 100	Confirmed cases in isolation in Southboro: 60

STATE DATA

STATE WEEKLY PUBLIC HEALTH REPORT 1/7/21

This data is extracted from the State Weekly Public Health Report which is updated every Thursday evening

City/Town	Total Case Count	Case Count (Last 14 Days)	Average Daily Incidence Rate per 100,000 (Last 14 days) ¹	Relative Change in Case Counts ²	Total Tests	Total Tests (Last 14 days)	Total Positive Tests (Last 14 days)	Percent Positivity (Last 14 days)	Change in Percent Positivity ³
Northborough	773	107	56.3	Lower	21959	2440	120	4.92%	Higher
Southborough	283	50	36.9	Lower	17426	1392	50	3.59%	Lower

Please note: Data for this table is based on information available in the DPH surveillance database at a single point in time. Case counts for specific cities and towns change throughout the day as data cleaning occurs (removal of duplicate reports within the system) and new demographic information (assigning cases to their city or town of residence) is obtained.

be safe- be smart- do your part