



The Public Schools of Northborough and Southborough Coronavirus Dashboard January 17, 2021- January 23, 2021

SCHOOL DATA

POSITIVE CASES THIS WEEK			CUMULATIVE COVID-19 CASES
REGIONAL	NORTHBORO	SOUTHBORO	DISTRICT
3	7	5	183

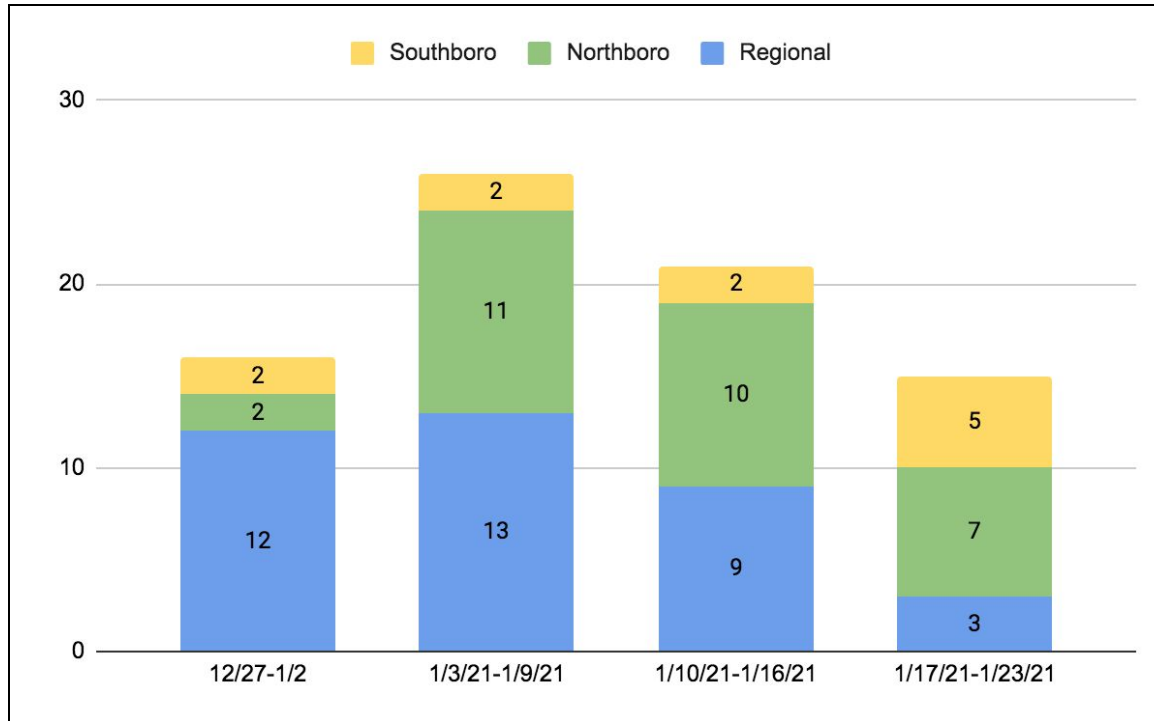
STAFF SCREENINGS

Tests completed 5511	
Positive results 25	
Asymptomatic 10	Symptomatic or in quarantine when tested 16

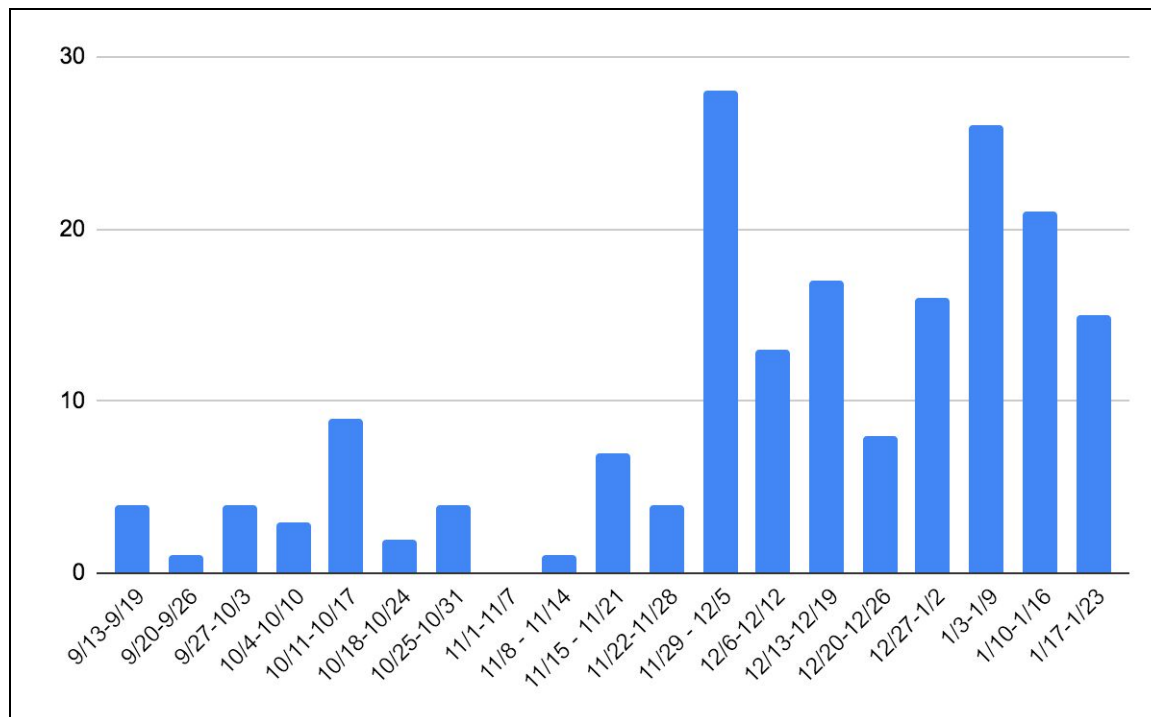
STUDENT - SCREENINGS

Tests completed 1159	
Positive results 5	
Asymptomatic 1	Symptomatic or in quarantine when tested 4

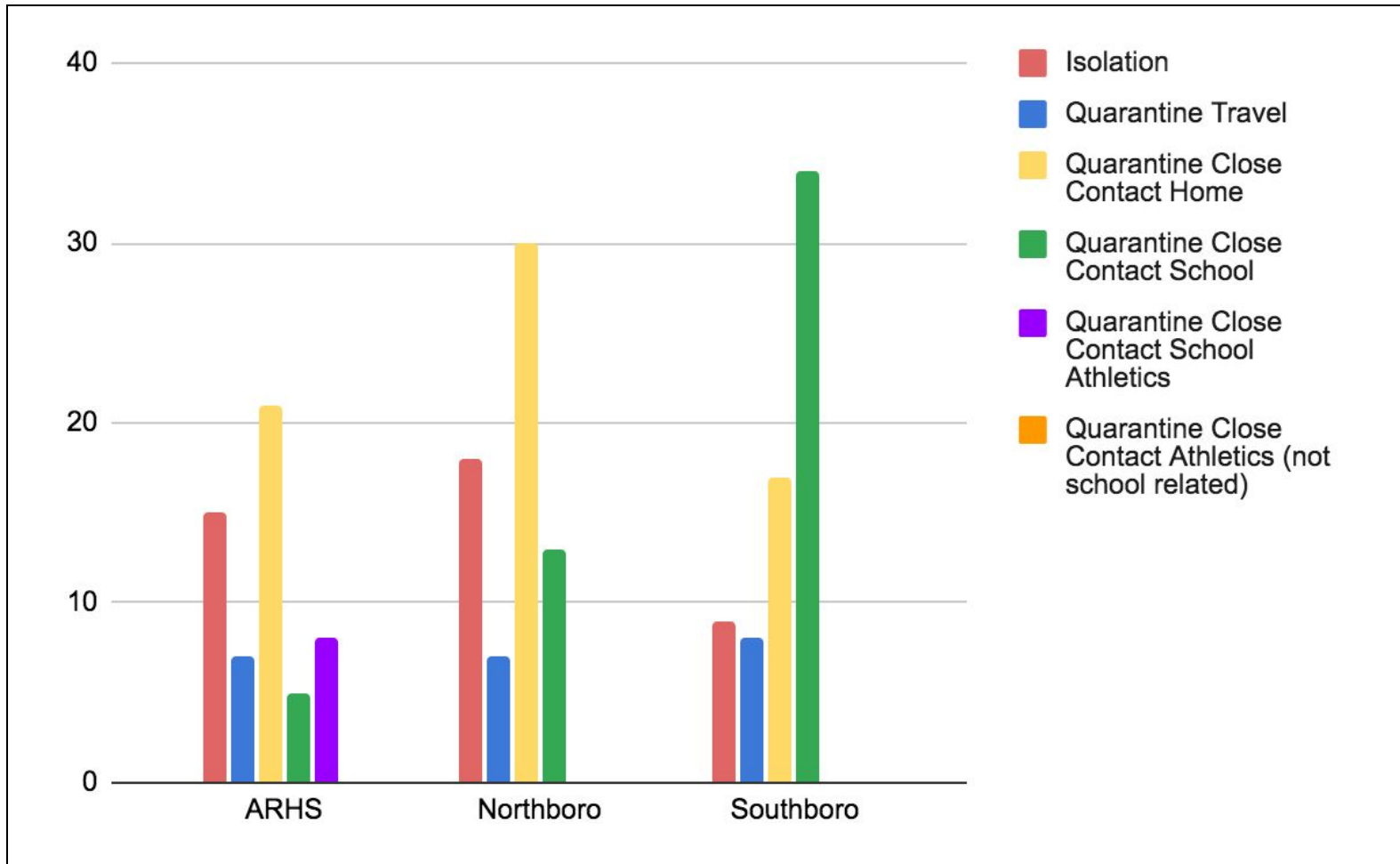
**POSITIVE CASES -
past 4 weeks**



**Year to date
positive cases**



Health Office Data - Isolation & Quarantine 1/17/21- 1/23/21



[INFORMATION ABOUT ISOLATION AND QUARANTINE](#)

[QUARANTINE GUIDELINES \(CLOSE CONTACT AND TRAVEL\)](#)

TOWN DATA

<u>TOWN OF NORTHBOROUGH</u> (Data from 1/22/21)	<u>TOWN OF SOUTHBOROUGH</u> (Data from 1/21/21)
Current Active Cases in Northborough: 102	Confirmed cases in isolation in Southboro: 78

STATE DATA

STATE WEEKLY PUBLIC HEALTH REPORT 1/21/21

This data is extracted from the State Weekly Public Health Report which is updated every Thursday evening

City/Town	Total Case Count	Case Count (Last 14 Days)	Average Daily Incidence Rate per 100,000 (Last 14 days) ¹	Relative Change in Case Counts ²	Total Tests	Total Tests (Last 14 days)	Total Positive Tests (Last 14 days)	Percent Positivity (Last 14 days)	Change in Percent Positivity ³
Northborough	908	136	71.6	Lower	25029	3247	146	4.5%	Lower
Southborough	327	44	32.5	Lower	19532	2129	47	2.21%	Lower

Please note: Data for this table is based on information available in the DPH surveillance database at a single point in time. Case counts for specific cities and towns change throughout the day as data cleaning occurs (removal of duplicate reports within the system) and new demographic information (assigning cases to their city or town of residence) is obtained.

be safe- be smart- do your part