

Notification from: **Melican Middle School (MMS)**

October 6, 2021

Dear Melican Families -

Please read the important message below from our nursing staff.

Please reach out to Linda DeFeudis with any questions.

Respectfully,

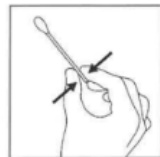
Michelle Karb, Principal

Please take a moment to review the instructions below to participate in weekly pooled COVID screening, which begins tomorrow. The test will be a PCR test administered through the Veritas Company. Melican will have its first sample collection tomorrow, Thursday, October 7, 2021.


This morning, a collection kit that contains a QR coded transport media tube, breakable swab, and a biohazard bag, was passed out to those students registered for testing as of Sunday. Students should not open the kit until they are ready to take a sample, which should be done on Thursday morning, 10/7.

On Thursday morning, 10/7, complete the test by following the steps below AT HOME:


- Obtain the sample following the diagrams below.
- Scan the QR code on the tube using your phone camera or by clicking [here](#).
- Complete the 4-question registration form. This information should match the information you used in the consent registration.
- Clearly label the tube with the student's **FULL NAME** and **Date of Birth**. **PLEASE WRITE CLEARLY AND LEGIBLY.**
- Place the collection tube in the biohazard bag and close the bag.
- Return the sample to school in the biohazard bag.
- Collection stations will be: At the front door, outside the Health Office, at the door near the tennis courts.



a. Wash or sanitize hands. Remove swab from packaging, touching only the handle and avoiding the soft tip.



b. Gently insert the **entire** soft tip of the swab into one nostril. Using moderate pressure, rub the swab slowly in a circular motion around the inside wall of your nostril **four** times. The swab tip should be touching the inside wall of your nostril through each rotation.



c. Repeat in second nostril. This should take 10 seconds per nostril.



d. Insert the swab, tip side down into the tube and break the handle at the black line. Replace the cap and screw on tightly

Linda M. DeFeudis MEd BSN RN NCSN
School Nurse
Melican Middle School
(508) 351-7020 x55405